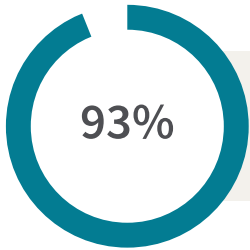


2018 MA & PhD Employment Statistics

CLASS OF 2018

98% knowledge rate*
4-months post-graduation
*see report for methodology

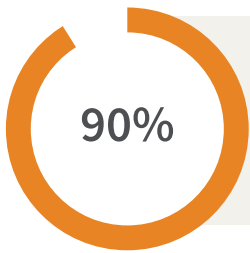
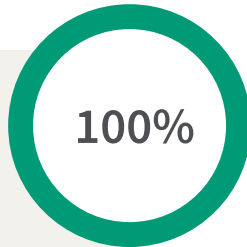
GRADUATES BY PROGRAM



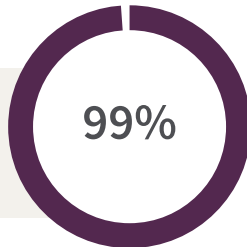
GSE grads
joined/launched an organization or continued their education

Of the graduates seeking employment or other opportunities:

PhD grads
joined/launched an organization or continued their education
84% obtained an academic, research, or postdoctoral position



MA grads
joined/launched an organization or continued their education
85% working in an education organization



STEP grads
hired as classroom teachers

STEP Secondary
Stanford Teacher Education Program
64 Students

STEP Elementary
Stanford Teacher Education Program
22 Students

LDT
Learning, Design and Technology
19 Students

POLS
Policy Organization and Leadership Studies
29 Students

IEPA
International Education and Policy Analysis
7 Students

ICE
International Comparative Education
12 Students

JOINT
Joint Degrees/ Individ. Designed
26 Students

DOCTORAL
Doctoral Degrees
28 Students

93% of graduates accepted positions in desired geographic area

210 graduates

163 working in education organizations

18 U.S. States and the District of Columbia

11 countries outside the U.S.