

STANFORD GRADUATE SCHOOL OF
EDUCATION

Class of 2011 Annual Report



STANFORD EdCAREERS

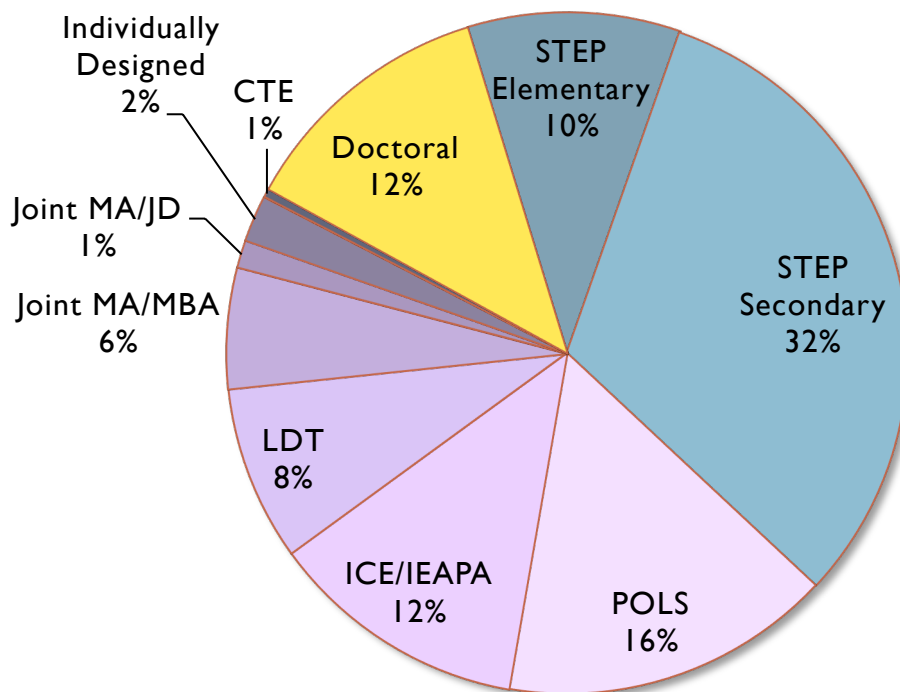


Autumn 2012

edcareers.stanford.edu

In this report, the Stanford EdCareers Office presents placement information for Masters and PhD graduates nine months following graduation. The Class of 2011 included 228 students who graduated from the following MA and PhD programs. 88% of these graduates provided post-graduation placement information.¹ The data presented in this report are based on information provided by these respondents.

Program Profile of 2011 Graduates



The Stanford Graduate School of Education Program abbreviations:

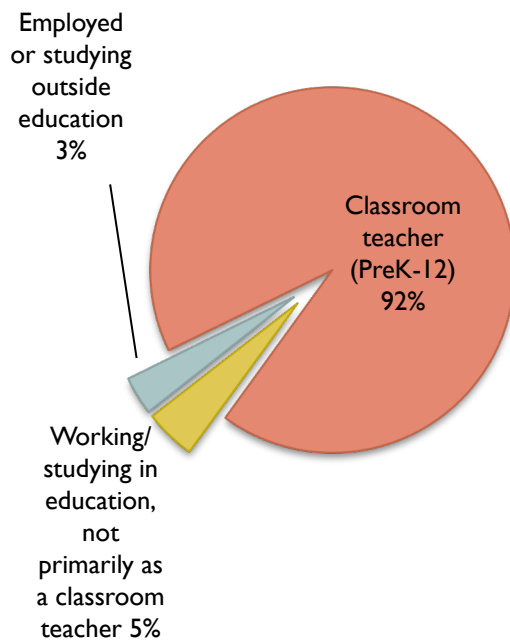
- Stanford Teacher Education Program (STEP MA)
- Policy, Organization and Leadership Studies (POLS MA)
- International Comparative Education (ICE MA)
- International Educational Administrative and Policy Analysis (IEAPA MA)
- Learning, Design and Technology (LDT MA)
- Curriculum and Teacher Education (CTE MA)

¹ Post-graduate placement information was reported by 95% of STEP MA graduates, 85% of MA graduates, and 75% of PhD graduates.

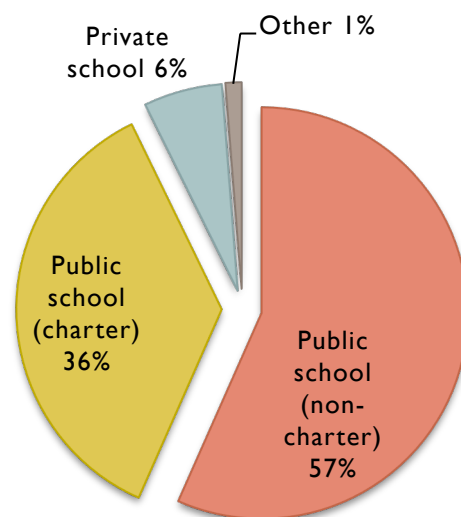
Stanford Teacher Education Program MA (STEP MA)

STEP, a nationally-renowned 12-month program, prepares future teachers at the elementary and secondary levels. An intensive, fulltime program, STEP leads to a Master of Arts in Education and California teaching credential. STEP Elementary graduates earn a California preliminary multiple subject teaching credential. STEP Secondary offers California preliminary single subject teaching credentials in the teaching of English, Mathematics, History/Social-Science, Science, and World Languages.

STEP MA Employment Status



STEP MA Teaching Context



100% of the reporting 2011 STEP MA class were employed at the time of this survey.

- 57% teach at a public, non-charter school
- 92% are PreK-12 classroom teachers
- 97% work or study in education in some capacity

The following is a list of organizations where STEP alumni accepted teaching positions.

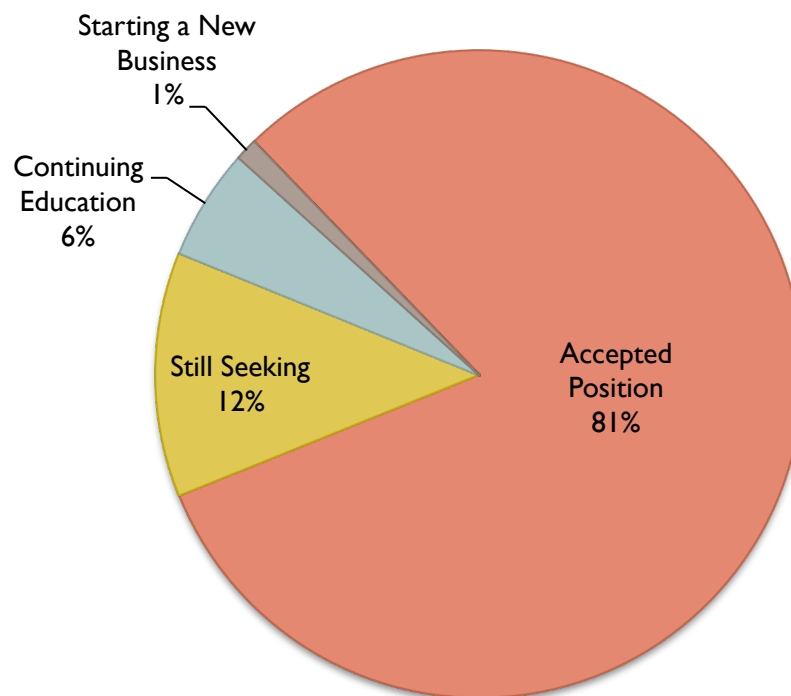
Hiring Organizations

Acorn Woodland Elementary	Ida Jew Academies	Oakland International High School
Albert Einstein Academy for Letters, Arts and Sciences	International School Mainfranken	Palo Alto High School
Aspire College Academy	International School of Brussels	Pattonville High School
Baldwin Stocker Elementary	James B. Davidson Middle School	PS7 Middle School
B. Franklin Intermediate School	Janney Elementary School	Sacramento Charter High School
Burlingame High School	Juana Briones Elementary School	Saint Ignatius College Prep
Castillero Middle School	Lakeview Charter High School	San Benito High School
Castro Mariano Elementary School	Las Lomitas Elementary	San Francisco International High School
Cupertino High School	Leadership Public Schools, San Jose	San Jose High
Dixie Hollins High School	Leadership Public Schools, Hayward	San Mateo High School
Downtown College Prep	Life Academy High School of Health and Bioscience	Seaside High School
E.R. Taylor	Longfellow	Sequoia High School
East Palo Alto Academy	Los Altos High School	Summit Academy
East Palo Alto Charter School	Lowell High School	Summit Preparatory Charter High School
Eastside Catholic High School	Loyola Elementary	Summit Public School, Tahoma
El Cerrito High School	LPS Richmond	Summit San Jose
Evanston Township High School	Menlo-Atherton High School	Troika
Everest Public High School	Miramonte High School	Venetia Valley K-8
Excellence Girls Charter School	Mission High School	West Denver Preparatory Charter School, Federal Campus
Fremont High School	Monarch Academy	Wilcox High School
Global Leadership Academy	Monta Vista High School	William & Carol Ouchi High School
Grassfield High School	Monument Lighthouse College Preparatory Academy	Willow Glen High School
Herbert Hoover High School	Mountain View High School	Woodside
Hillbrook School		
Hillcrest Elementary		

All Other MA Graduates

81% of the reporting graduating MA class were employed at the time of this survey.

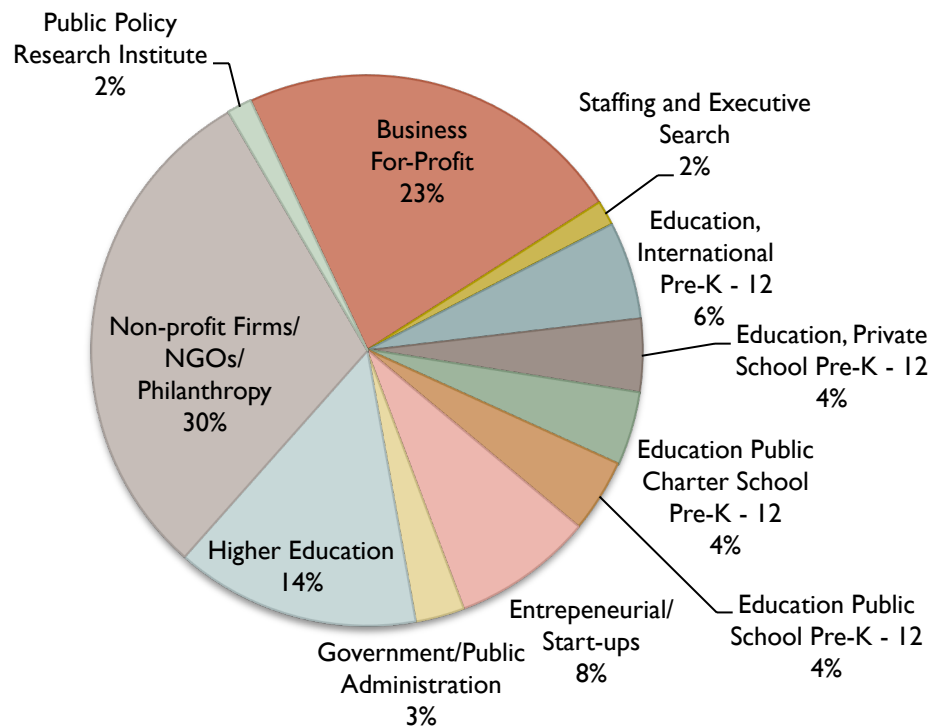
MA Employment Status



- 86.3% of those who accepted a position, accepted full-time jobs
- 53% received two or more job offers
- 16.7% of those not seeking a job started their own businesses

MA graduates accepted positions in various industries, including domestic and international public, charter and private schools. The non-profit/philanthropy, business for-profit, and higher education industries² marked the largest sectors of employment for MA graduates.

MA Industry Overview




Interesting Observations

- 8% work at a start-up organization
- 18% work at a Pre-K-12 organization
- 23% work at a business/for-profit organization

² All higher education institutions (public, private, and non-profit) and research centers operating at these institutions are considered part of the higher education industry. Foundations, including those that receive funding from for-profit businesses, are categorized as part of the non-profit/philanthropic industry. Employers are categorized as entrepreneurial/start-ups if the organization selected this description for their Stanford Graduate School of Education Database profile.

73% of MA respondents provided salary information

- Mean salary range
\$50,000 to \$59,000
- Median salary range
\$60,000 to \$69,000
- Highest salary range
\$150,000 or higher
- 40% of those reporting salaries received a bonus package (401k, signing bonus, stock or other)



65 different organizations hired the 70 Class of 2011 MA alumni who provided employer information. The following is a list of organizations where MA alumni accepted positions.

Hiring Organizations

2tor, Inc.
 Ada James Coaching
 AIR
 Animas High School
 Aspire Public Schools
 Bezos Family Foundation
 Citizen Schools
 Common Sense Media
 Deloitte Consulting
 Due West Education
 Ednovo
 Education Elements
 Education Pioneers
 Empirical Education Inc.
 Family Engagement Institute
 Galileo Learning LLC
 GiveWell
 Houghton Mifflin Harcourt
 Institute for Knowledge Management in Education
 Institute of International Education
 Intel

K12, Inc.
 Kiettisack International School
 KIPP Colorado Schools
 LeapFrog
 Math inquiries Project
 Measuring Success
 Ministry of Education Singapore
 Mural Music & Arts Project (MMAP)
 National Association of the Deaf
 National Geographic Museum
 New Pathway Education and Technology Group
 New York University
 NORC at the University of Chicago
 On-Ramps
 OUSD, Elmhurst Community Prep Middle School
 Pacific Resources for Education and Learning
 Partners in School Innovation
 Pivot Learning Partners
 RAND Corporation
 Rocketship Education
 San Francisco Unified School District

St. Paul's Episcopal School
 Stanford d.school
 Stanford EPGY Online High School
 Stanford GSB, Center for Global Business and the
 Economy
 Stanford Student Enterprises
 The "Sant" School of Mongolia
 The Australian Centre for Social Innovation
 The Carroll School
 The College Board
 The Field School
 The High School Affiliated to Renmin University of
 China

UC Student Association
 UCSF Global Health Sciences
 University of California, Berkeley
 University of California, San Francisco
 University of Washington
 US Court of Appeals
 Visions Service Adventures
 Westward Leaning
 WhaleShark Media
 Woodbine Development Corporation
 World Bank

MA Job Titles

5th Grade Teacher
 Administrative Associate
 Associate Director of Student Activities
 Associate Producer
 Chief Operating Officer
 Content Specialist
 Counselor
 Curriculum Developer
 Design and Education Fellow
 Designer
 Director of Academic Projects
 Director of Achievement
 Education Program Analyst
 Executive Director
 Exhibits Development Specialist
 Graduate Education Accreditation Analyst
 History Through Hip Hop Program Director
 Humanities Teacher
 Learning Commons Director
 Managing Director

Math Curriculum Writer
 Math Education Research Consultant
 Math Teacher
 Principal
 Product Development/Design
 Program Leader
 Radical Redesign Team
 Research Associate
 Research Manager
 School Innovation Partner
 School Partnerships Manager
 Senior Consultant
 Senior EDU Consultant
 Senior Head, Media Design & Technologies
 Senior Manager, Digital Learning
 Skadden Fellow/Staff Attorney
 Statistical and Policy Analyst
 Survey Specialist
 Teacher on Special Assignment, Dean of 8th grade
 Technology Director
 UX Designer

During the 2010-2011 academic year, 62.2% of MA graduates completed at least one internship; 30% of the MA graduates who interned, completed two or more internships.

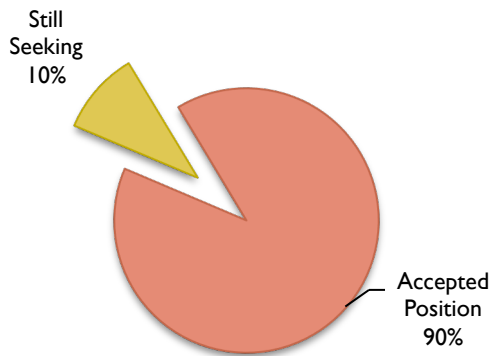
Internship Organizations

Adobe	QuestBridge
AIR	Redwood City 2020
Asia Society of Northern California	Rocketship Education
Aspire Public Schools	Room to Read
Building Futures Now	San Francisco Unified School District (SFUSD)
Center for Education Policy Analysis	School of One
Charlotte Mecklenburg Schools	School Wise Press
Citizen Schools	Seneca Center
ClassWish	SFUSD Student Support Services
Digital Humanities Lab	SG Private Wealth Advisors
East Palo Alto Academy High School	Sifteo
Edmodo	Stanford Computer Science Department
Education Pioneers - Families Empowered	Stanford d.school
Exploratorium	Stanford d.school & Liberation Technologies Program
Family Math Project at Stanford	Stanford Graduate School of Business
Fundación IDEA	Stanford Libraries
Global China Connection	Stanford PBL Lab
Google/YouTube	Stanford Office of Government and Community Relations
Imagineerz Learning	Stanford Office of Institutional Research
John W. Gardner Center	Stanford Office of Judicial Affairs
Junyo	Stanford Student Activities and Leadership
KIPP Heartwood Academy	Stanford Vice Provost of Undergraduate Education
Launchpad Toys	Student/Partner Alliance
Leadership Public Schools	Summit Public Schools
LeapFrog	Teach for America, Education Pioneers
Monitor Group	Togetherville, Inc.
Overseas Resource Center	Transformative Learning Technologies Lab
P ⁵ Project Based Labs	WestEd
Palo Alto Junior Museum & Zoo	Zoodles
Professor Paulo Blikstein	
Peninsula Bridge	
PLATO	

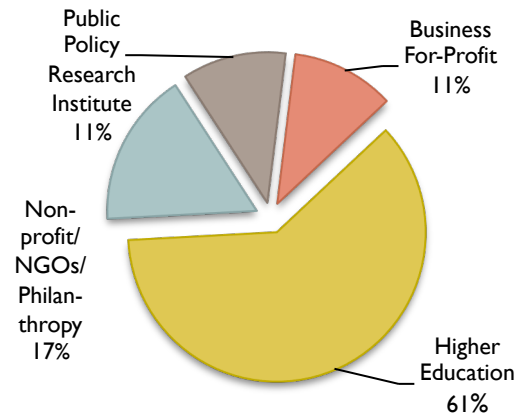
PhD Graduates

90% of PhD graduates were employed at the time of this survey.

PhD Employment Status



PhD Industry Overview



- 88.9% of those who accepted a position received a full-time post
- 5.6% received post-doctoral fellowships
- Over 50% work in academia or higher education administration

81% percent of PhD respondents provided salary information.

PhD Salaries



- Mean salary range \$80,000 to \$89,000
- Median salary range \$70,000 to \$79,000

Organizations that hired Class of 2011 PhDs included 10 domestic and international universities. The following is a list of hiring organizations and job titles for these PhD graduates.

Hiring Organizations

Carnegie Foundation for the Advancement of Teaching
Harvard University
Intuit
Loyola Marymount University
MDRC
New York University
Pearson Education, Inc.
Purdue University

SRI International
Stanford Graduate School of Education
Universidad de los Andes-Bogotá, Colombia
University of Pennsylvania
University of Texas Austin
University of Utah
University of Virginia School of Education
WestEd

PhD Job Titles

Assistant Professor
Assistant Professor of Education
Assistant Professor of Psychology
Design Strategist
Director & Lecturer
Faculty Fellow
Faculty of Arts and Sciences
Post-Doctoral Fellow in Biology Education

Post-Doctoral Fellow in Technology and Education
Professor
Program Associate
Regional Director of Capital Giving
Research and Test Development Manager
Research Associate
Senior Managing Partner

Geographic Distribution of Employers

Alumni accepted positions in 16 U.S. states and 10 countries. The following is a list of locations where Class of 2011 alumni accepted post-graduate positions.

U.S. West:

Arcadia, CA
Atherton, CA
Berkeley, CA
Burlingame, CA
Daly City, CA
Cupertino, CA
East Palo Alto, CA
El Cerrito, CA
Emeryville, CA
Glendale, CA
Half Moon Bay, CA
Hayward, CA
Hollister, CA
Los Angeles, CA
Los Gatos, CA
Menlo Park, CA
Monterey, CA
Mountain View, CA
Oakland, CA
Orinda, CA
Palo Alto, CA
Redwood City, CA
Richmond, CA
Sacramento, CA
San Carlos, CA
San Fernando, CA
San Francisco, CA
San Jose, CA
San Mateo, CA
San Rafael, CA
Santa Clara, CA
Santa Cruz, CA
Santa Monica, CA
Sunnyvale, CA
Stanford, CA
Woodside, CA
Denver, CO
Durango, CO
Honolulu, HI
Salt Lake City, UT
Sammamish, WA
Seattle, WA

International:

Adelaide, Australia
Brussels, Belgium
Beijing, China
Shanghai, China
Bogotá, Colombia
Unterspiesheim, Germany
Vietiane, Laos
Ulaanbaatar, Mongolia
Urubamba, Peru
Singapore
Bangkok, Thailand

U.S. Midwest:

Chicago, IL
Evanston, IL
Indianapolis, IN
West Lafayette, IN
Maryland Heights, MO
Columbus, OH

U.S. Northeast:

Cambridge, MA
Lincoln, MA
Brooklyn, NY
New York, NY
Philadelphia, PA

U.S. South:

St. Petersburg, FL
Washington, D.C.
Austin, TX
Houston, TX
Charlottesville, VA
Chesapeake, VA
Herndon, VA