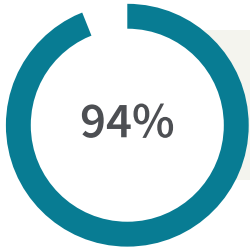


after

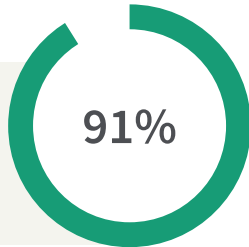


CLASS OF 2016

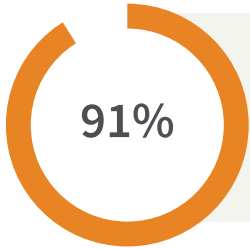
99% knowledge rate*
Four months post-graduation
*see report for methodology



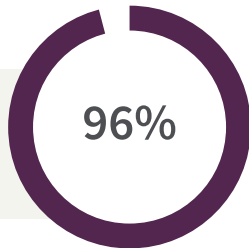
GSE grads
joined/launched an organization
or continued their education



PhD grads
joined an organization
59% obtained an academic,
research, or postdoctoral position



MA grads
joined an organization
or continued their education
6% launched an education related
organization



STEP grads
hired as teachers in PreK-12
classrooms

PROFILE BY PROGRAM

STEP Secondary
Stanford Teacher
Education Program
70 Students

STEP Elementary
Stanford Teacher
Education Program
22 Students

LDT
Learning , Design
and Technology
26 Students

POLS
Policy Organization
and Leadership Studies
35 Students

DOCTORAL
Doctoral Degrees
31 Students

JOINT
Joint Degrees/
Individ. Designed
24 Students

CTE
Curriculum Studies
and Teacher Education
2 Students

ICE/IEPA
International
Comparative Education
19 Students

93% of graduates accepted positions
in desired geographic area

172 graduates
impacting
education

151 organizations

20 U.S. States

7 different
countries